

Mounting Accessories for MD series Power Metering Devices

Description

Custom control cabinets, mounting devices and meter protection fuse blocks are available to support your MD series Power Metering installation needs.

CP567 Series Small Controls Cabinets

Two new CP567 style cabinets (enclosures) are available to hold one or two MD series Power Meters and optional MD Meter Mounting and Fuse Protection modules. These 12"H x 14"W x 3½"D "meter-size" enclosures are also useful for remote installation of many types of electronic gear due to their NEMA1 rating and the UL508 and CSA listings. New to this line is a "windowed door" model that provides a view of internally mounted controls having displays through a rugged polycarbonate window.

For detailed information on these new cabinets, see the *Powers™ Controls CP 567 Control Cabinets Technical Instructions (155-272P25)*.



567-551 with Blank Door



567-556 Window Door



Use Case with Power Meters

Features

- NEMA 1 rated, UL508 and CSA listings.
- Similar construction and features to the CP567 line of pneumatic and electrical controls cabinets.
- Internal "corrugated" mounting panel makes fast work of component mounting and wiring.
- See the *Powers™ Controls CP 567 Control Cabinets Technical Instructions (155-272P25)* for more details on the CP567 control cabinets.


Ordering Information

Part Number	Description
567-551	NEMA 1 enclosure with blank door
567-556	NEMA 1 enclosure with polycarbonate "windowed" door





MD Meter Mounting and Fuse Protection Module

This mounting rail and fuse block assembly provides supplementary protection between the three phase mains voltages leads and the MD series Power Meter. This can be used in lieu of the circuit breakers described in the *MD series Power Meter User Manual* (part number **125-201** is for meters with the P1-FLN communications protocol); (part number **125-202** is for meters with BACnet or Modbus communications protocol).

The accessory kit comes with a 12" DIN rail, mounting screws, four (4) fuse blocks with 250 mA fuses installed and a bag of replacement fuses. Four 14ga wires are pre-installed to the fuse block for fast wiring to the power meter. For detailed information on this fuse block assembly, see the *MD Meter Mounting and Fuse Protection Module Technical Specification Sheet* (A6V10877204).



Features

- DIN Rail for Meter and Fuse Block Mounting
 - 12 inch-space for MD meter and fuse block.
 - Two #8 x 1/2" sheet metal screws in a bag for mounting DIN rail to control cabinet mounting plate.
- Modular Fuse Block – 4 pole
 - 600 Vac nominal rating for fuse blocks
 - Fuse block technical reference: Phoenix Contact #UK 5-HESI.
 - 14 AWG, 600V rated red wires per-terminated to fuse blocks, stripped on loose end.
 - Fuse block labeling: N, L1, L2, and L3.
 - Fuse Block Approvals:  
 - 0.250A Fuses pre-installed with bag of four spare fuses included
 - Fuses technical reference: Bel Fuse #5HT250-R, 5 x 20 mm size.
 - Fuse Approvals:  

Ordering Information

Part Number	Description
567-090-01	MD Meter Mounting and Fuse Protection Module, 4 Wire, 250 mA Fuses & Spares

Information in this document is based on specifications believed correct at the time of publication. The right is reserved to make changes as design improvements are introduced. Product or company names mentioned herein may be the trademarks of their respective owners.
 © 2016 Siemens Industry, Inc.